

Unnati

Version 1.1.4



Features of the App

- User On boarding
- Allows users to view monthly and quarterly report of the Improvement projects done
- Notifications for users
- Allows users to view Observation Reports.

1. User On boarding



What's new?

With this new feature, after downloading the App, you will see two screens that give a brief about the app.

A possible use case:

As a new user you will now have a brief description about the app so that you have an Idea about the capability of the app



Unnati

Plan to Improve



Planning Improvement Projects

Create and track projects towards improving school and school support system.

SKIP



Assign Tasks and Subtasks

Divide your plans into tasks and sub-tasks and assign it to other users.

GET STARTED

2. My Reports



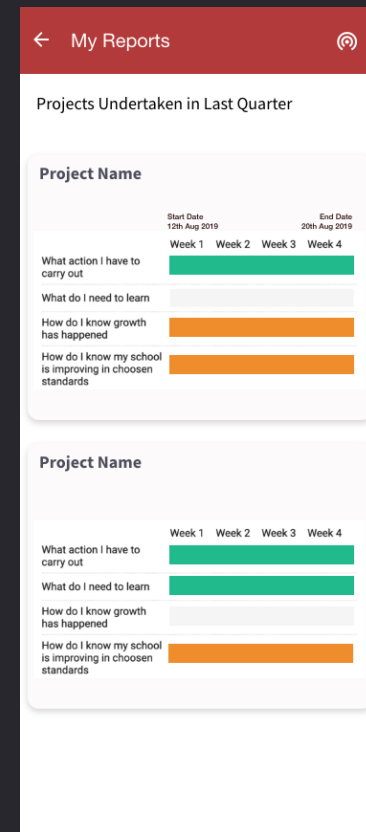
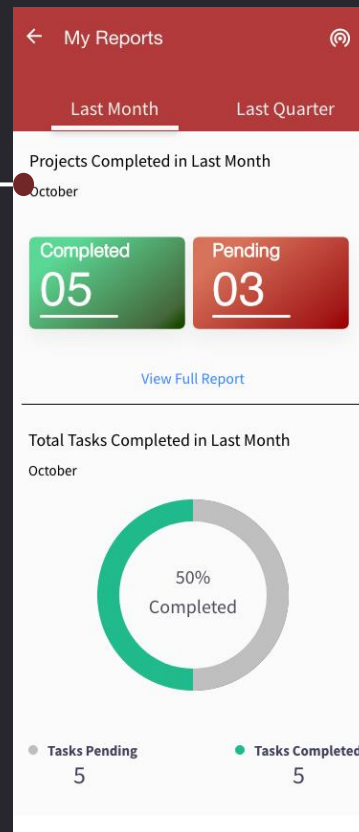
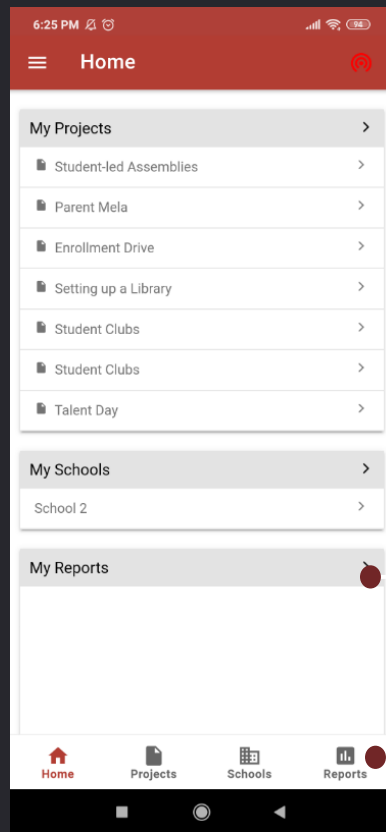
What's new?

With this new feature, users will be able to see the reports of their project.

A possible use case:

As a new you will be able to track your progress on monthly and quarterly basis.

Will allow the user to view and monthly and quarterly reports app



3.

Notifications



What's new?

Users will get notifications for pending tasks, projects and for new task assignment

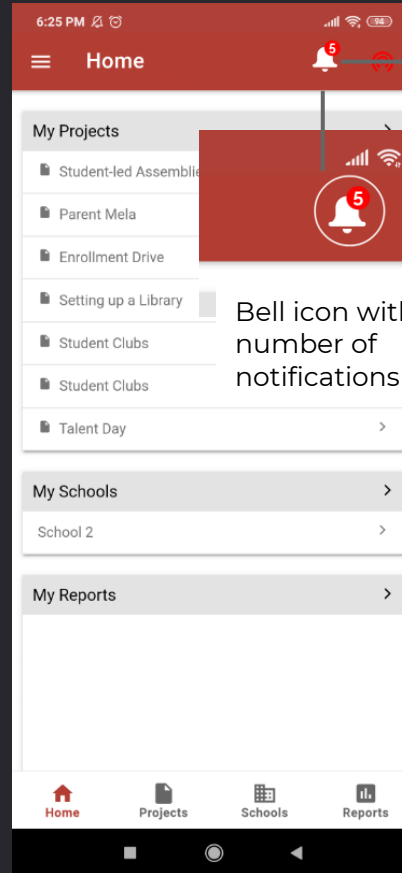
A possible use case:

As a user, you will be reminded to complete your pending work.

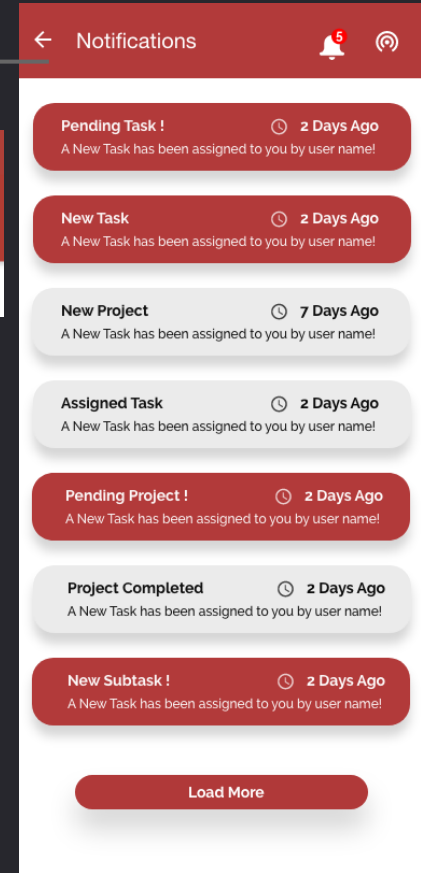
If a new project is assigned to you will be notified.

As you click on the notification, you will be taken to concerned page

Will allow the user to **view** notifications on New Projects, New tasks and New subtasks that are assigned to the user, they will also see notifications on Pending Projects Pending Tasks and Pending subtask's



Bell icon with number of notifications



3.

Observation reports flow

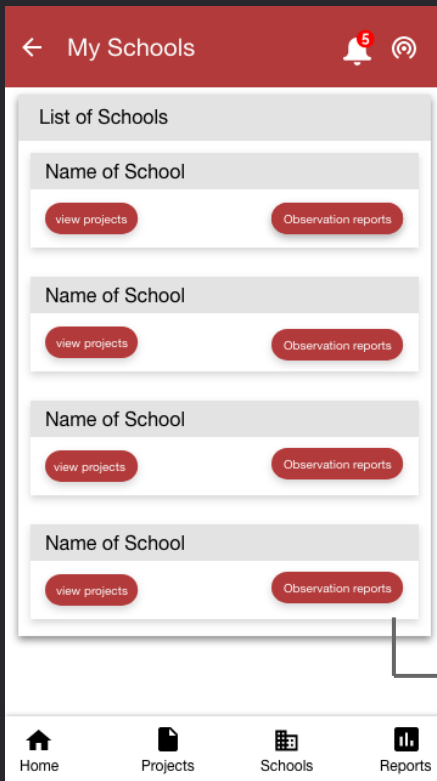


What's new?

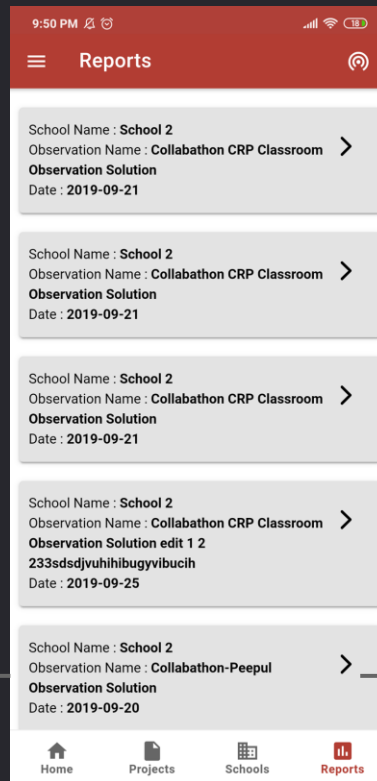
With this feature you can view and create new tasks

A possible use case:

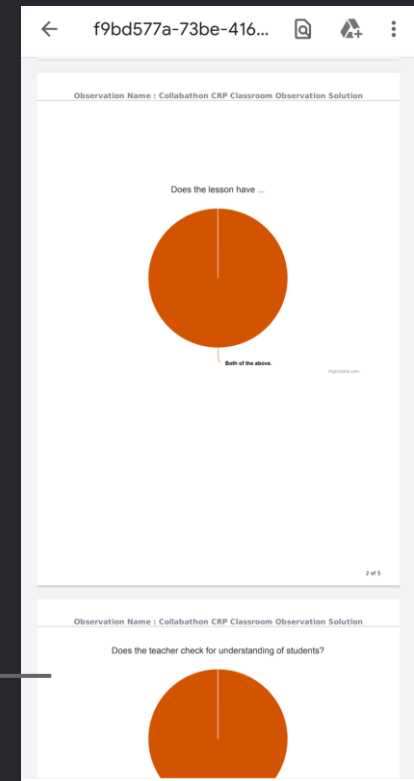
A user can create a new task for the project, or add a subtask to an existing task.



As you open the list of your schools, you can select the school you want to see reports of.



You can select from the list, which report you want to see.



The report will open up which can be downloaded and shared.

Thank You!