

New releases for Samiksha

Version 2.0.3



The screenshot shows the home page of the Samiksha application. At the top, there is a red header bar with a hamburger menu icon on the left, the word "Home" in the center, and a circular refresh icon on the right. Below the header, a white box displays the text "Welcome DLHM01 User!". The main section is titled "My active assessments" in bold black text. Below this title, there is a list of six items, each in a white box with a light gray border. The first two items have a book icon and an information icon (a black circle with a white 'i'). The last four items have an eye icon and a vertical ellipsis icon (three dots). The items are: "SL SHALASIDDHI 2019 : All schools assessment program", "Assessment-Institutional-SMC", "Collabathon-Peepul Observation1", "Collabathon-Tide Observation Solution", "Collabarative School Development Solution", and "School Transformation/ಶಾಲಾ ಪರಿವರ್ತನೆ".

Home

Welcome DLHM01 User!

My active assessments

- SL SHALASIDDHI 2019 : All schools assessment program
- Assessment-Institutional-SMC
- Collabathon-Peepul Observation1
- Collabathon-Tide Observation Solution
- Collabarative School Development Solution
- School Transformation/ಶಾಲಾ ಪರಿವರ್ತನೆ

The new home page of Samiksha shows your active assessments and observations as well as the ones mapped with your Logon ID

1. Delete Observation solution

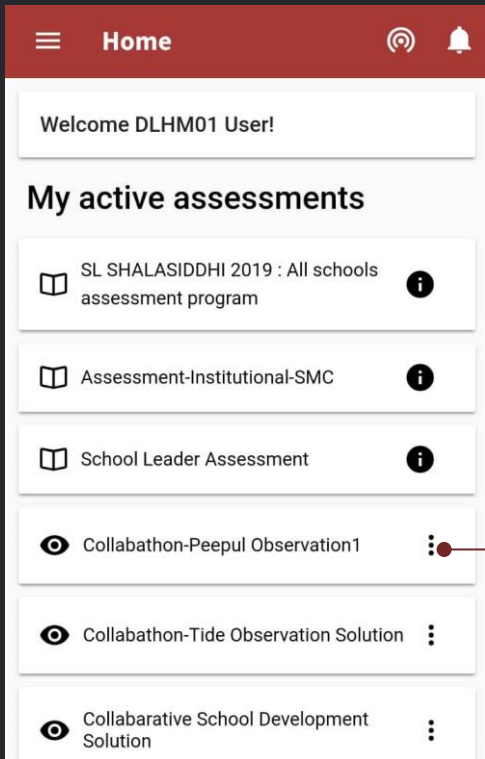


What's new?

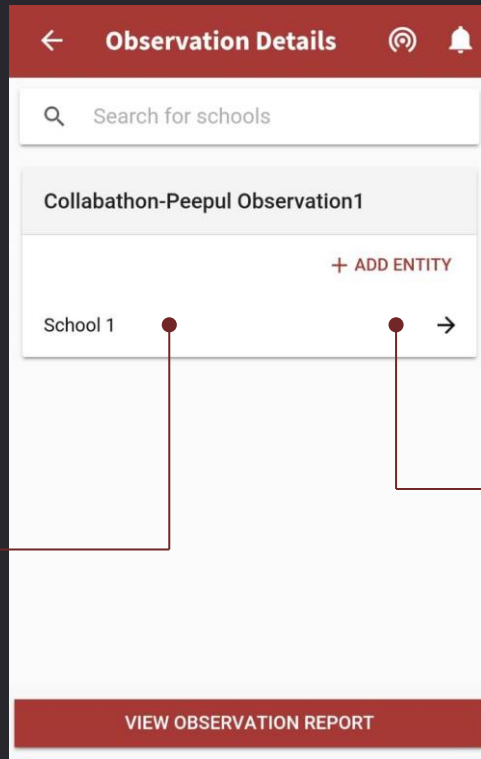
With this new feature it's possible to delete an observation now.

A possible use case:

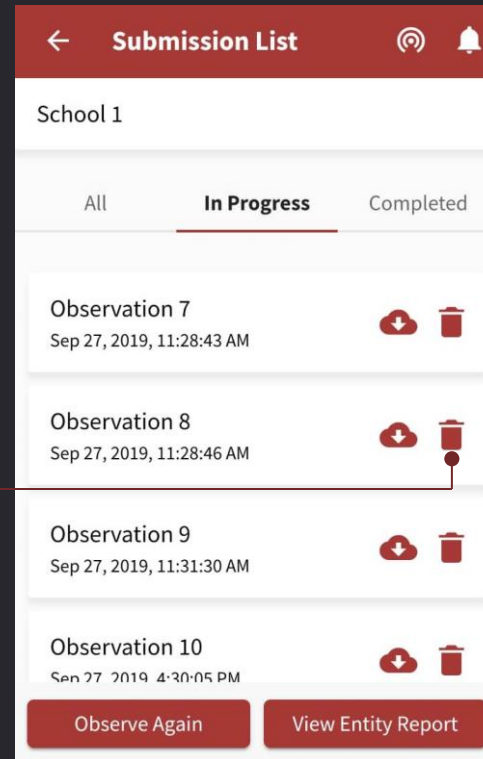
As an observer if you have made an Observation that you wish to delete for any reason, it can be done before submitting.



Choose any observation



Select the school you want to proceed with.



Any observation that has not been submitted can now be deleted.

2.

GPS tracking at question level



What's new?

With this new feature, you can now track where the question has been answered

A possible use case:

As an assigner you can now see if the observer has filled the form in school premises or not.

3. Onboarding



What's new?

With this new feature, after downloading the App, you will see two screens that give a brief about the app.

A possible use case:

As a new user you will now have a brief description about the app so that you have an Idea about the capability of the app



Conduct Observation and Assessments

Observe and assess individuals or institutions to plan areas of improvements.



SKIP



Collate information, Analyse data

Generate reports, analyse data and draw insights to take an informed decision.



GET STARTED

5. Notifications

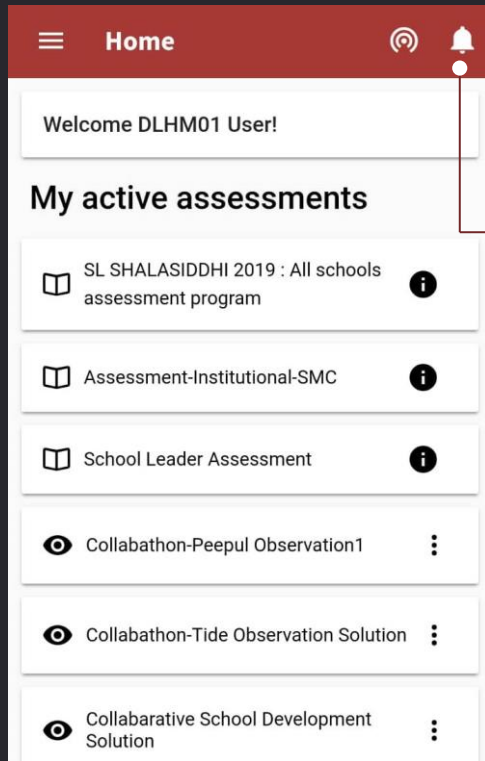


What's new?

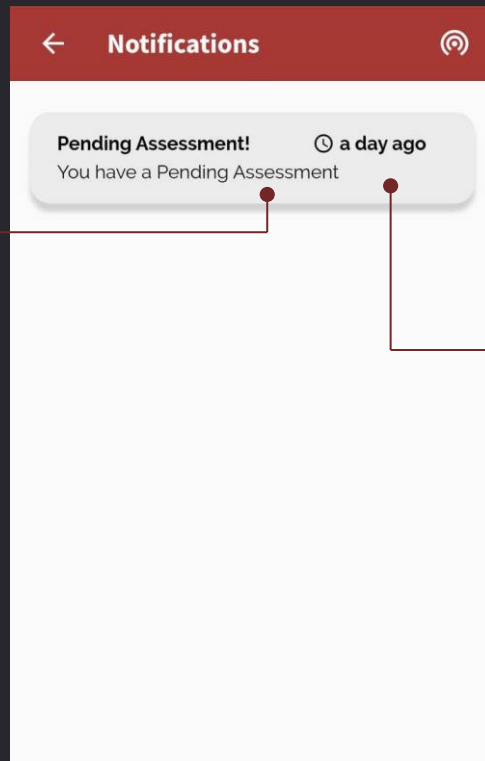
With this upgrade you will get notifications in the Samiksha app, under the bell icon.

A possible use case:

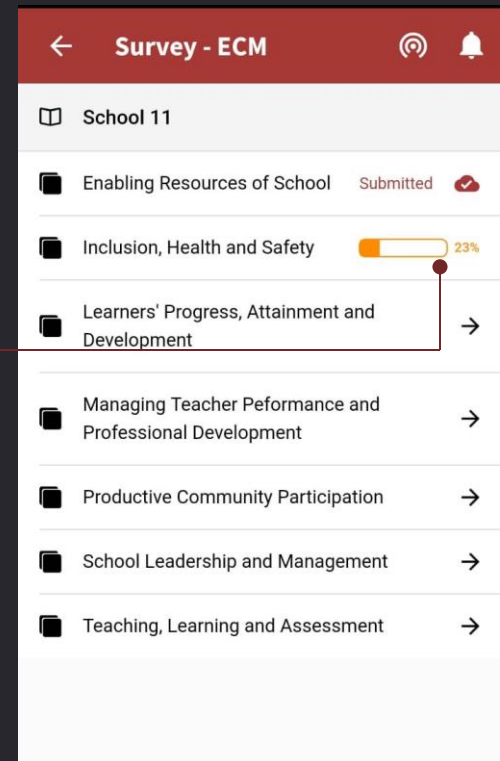
As a user If you have any pending observation or assessment you will be notified; If a new solution is mapped/assigned to your ID, you will get a notification.



As you press the Bell icon, present on every page, you will see all your notifications



Click on the notification to go to the assessment/observation.



As you click on the notification, you will be taken to the concerned page.

6. Scoring feature



What's new?

With this new feature you will be able to add scores in assessments and observations and will be able to see a report according to that

A possible use case:

As a user if you want to assign a score to each question and response to look at the overall levels of different criteria, and compare between multiple Assessments/Observations, it can be done easily

7. Submission screen



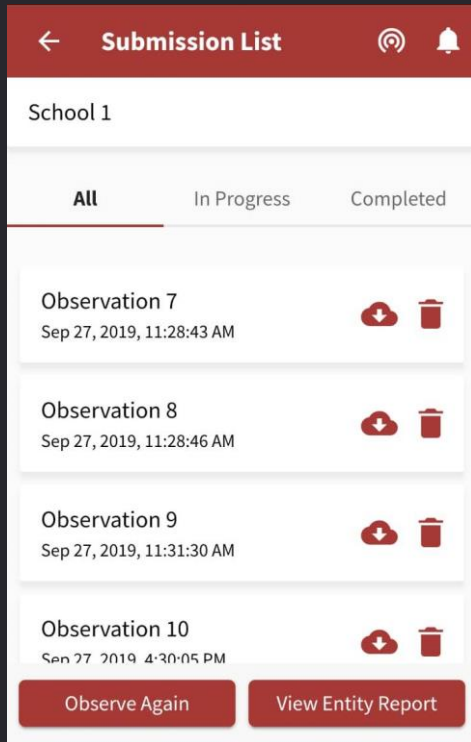
.What's new?

With this upgrade the submission screen is divided in three parts for better understanding of user

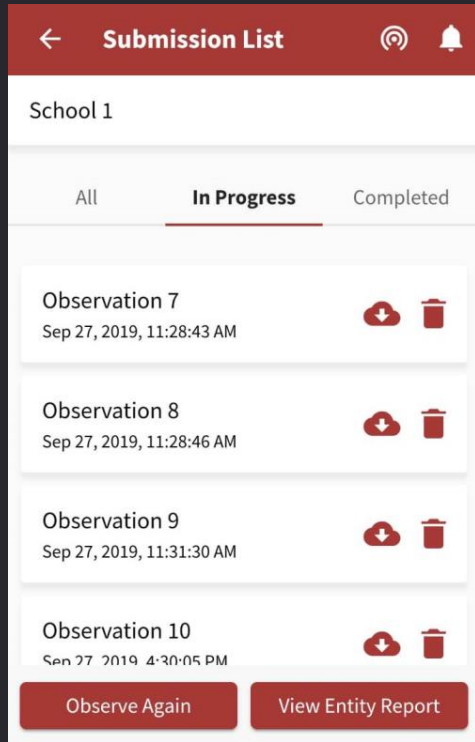
A possible use case:

As a user now you can see your submissions divided in three categories, 'All', 'On-going' and 'Completed'.

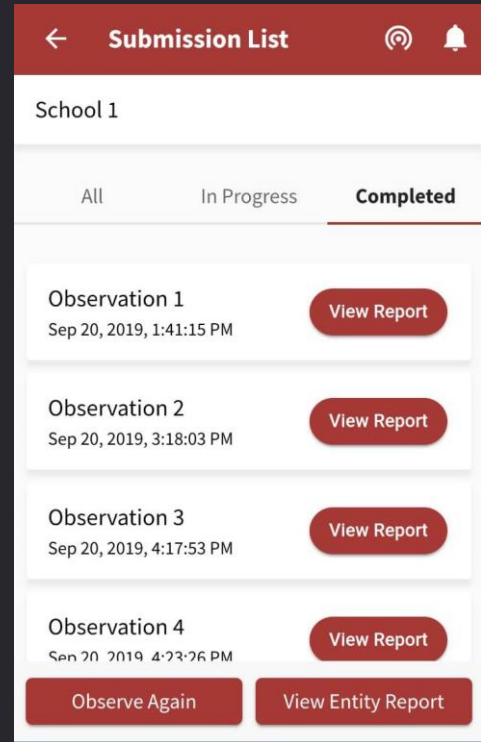
The observation will appear in order of latest – oldest.



The submissions will be divided in three categories.
This screen will show all assessments



'In progress' screen will show all the observations you have started



'Completed' screen will show all the observations you have completed

THANK-YOU!